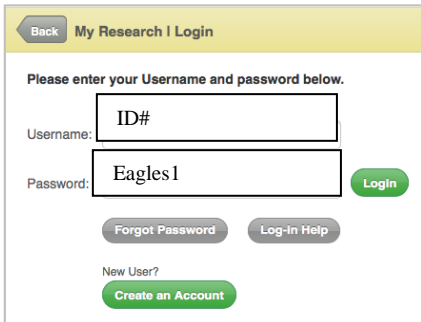


- 1) Go to "Online Resources" on EMS Library webpage
- 2) Click on the World Book Database (World Book Student is the most popular one for Middle School)
- 3) Login ID: RPS205 Password: rockschools

1) Click on **My Research** on the home page under **Research Tools**



2) If you have already created an account login with your username and password.



3) If you are a new user, click on **Create an Account** to create your own account. Fill in the information. Click **Submit**.

To create an account, please fill-in all the information in the following form.

Name:

Account Type:

Institution Name:

My Research Username*:

Choose a password:

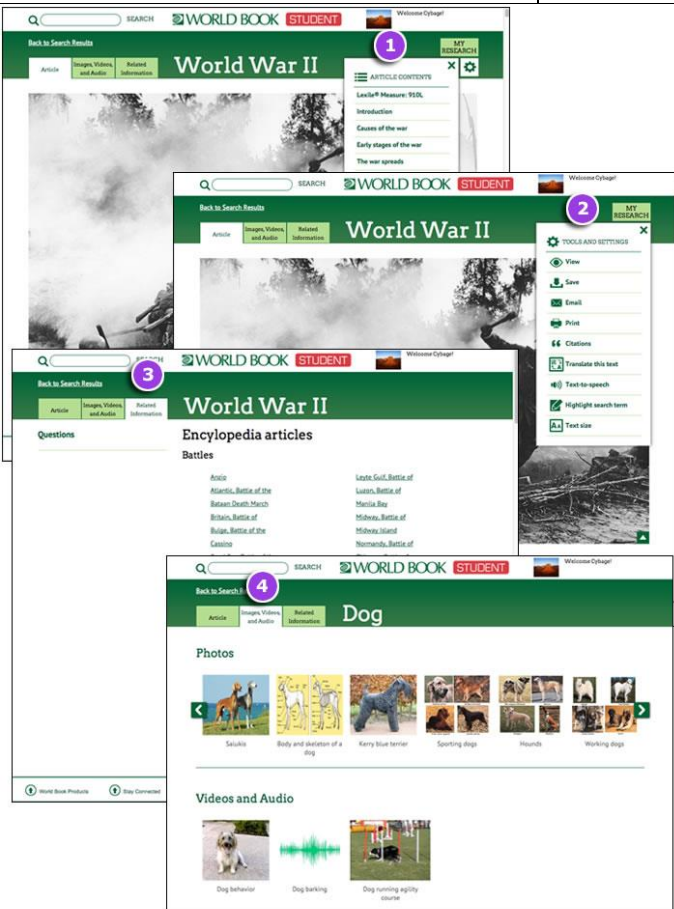
Retype your password:

Security question for forgotten password:

Answer to security question:



- 1) Articles, images, timelines, and citations can be saved to a user's **My Research** page.
- 2) The **Tools box** allows email & print.
- 3) **Create different folders** within your My Research account to save content by topic or project.
- 4) You can delete entries, **add a note** to each content piece, like fact #1 to stay organized.
- 5) **Images** from World Book can be saved.
- 6) You can enter **bibliographic information** about book.
- 7) **Websites** can be saved.




1. **Article contents** are displayed in a drop-down menu.

2. **The Tools box** is a drop-down menu that includes options for the user to print, e-mail, and save the article. You can also view citations, translate the text, toggle text-to-speech, highlight a search term, adjust text size, and view info. The default article view is the single page view; click the "Section view" link to view the article by section.

3. **The Related Information tab** lists all of the content related to the article shown, including primary sources, more encyclopedia articles, books, Back in Time articles, Special Reports, websites, magazine articles, content standards, and questions.

4. **Images, Videos, and Audio** in *World Book Student* include hundreds of videos and animations, covering topics in all curriculum areas, as well as thousands of images and illustrations, maps, and sounds.



CITE ALL YOUR SOURCES!

Behind the Headlines feature allows for a deeper understanding of the complex events & news in our world today. Users can also play current events games.



World Book Timelines:

Users can browse existing timelines in subjects such as art, literature, people, parts of the world, science & technology, society & culture, sports, and world history. Users can save timelines, edit existing ones or create their own.